

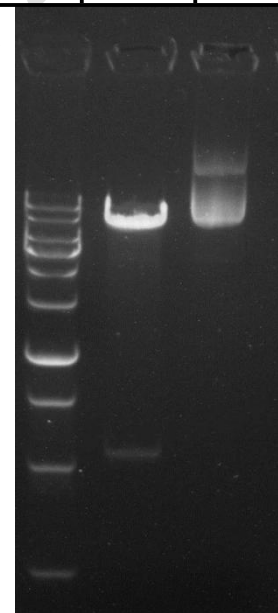


SERVICE TYPE: LIBRARY CONSTRUCT		 9 Deerpark Dr., Suite J-25 Monmouth Junction, NJ 08852 Tel: +1 732-230-3003 Fax: +1 609-228-5911 Inquiries: quote@synbio-tech.com
<h1>Certificate of Analysis</h1>		
Project ID: rabbit		

Construct Information			
Library Name	sgRNA library	Library size	5*10 ⁷
Cloning Vector	Syn001	Sequencing correct rate	87.50%
Gene Length	20 bp	Library correct rate	87.50%
Construct Resistant	Ampicillin	Endotoxin content	<100 EU/ mg
Cloning Strategy	BsmBI and BsmBI	Plasmid Maxi Preparation	2mg (1372ng/ul)

Item	Description	Result
sgRNA design	<u>Designed by Synbio Tech</u>	see sgRNA design report
Library size	Actual library size *Library size= dilution ratio* colony counts	5*10 ⁷
	Theoretical library size	8.4*10 ⁶
Sequencing	Random sampling correct rate *Clones were picked for Sanger sequence	Sample size (>20) Accuracy (>70%)
		24 87.50% pass

	NGS analysis	Perfectly Match (>70%)	99.99%		
		Skew ratio (<15)	3.6		
		Undetected guides (<0.5)	0.01%		
DNA Quantity and Quality	Actual yield (by A260)		2mg		
	Concentration		1372ng/ul		
	Purity (A260/A280 = 1.8 - 2.0)		pass		
	Matrix		ddH ₂ O		
Restriction Digestion Map 1kb ladder			<p>Lane M: DNA Marker Lane 1: Plasmid digested by XhoI Lane 2: Plasmid DNA</p> 		
Certified by: _____ Date: <u>08/11/2020</u>		Checked by: _____ Date: <u>08/11/2020</u>			

Certificate of Analysis Description:

- 1、 Library Size(>100 x):** To ensure no loss of representation, sufficient colonies (100x representation) were harvested before plasmid DNA extraction. It is has been reported that the variance of sgRNA remained largely uncorrelated with the cloning representation when the cloning representation exceed 60 bacterial transform per sgRNA.
- 2、 Correct Rate(>0.7):** We sequence 20 randomly isolated clones and guarantee more than 14 clones have the correct gRNA sequences.
- 3、 Undetected guides(<0.5) :** Greater than 95 % of sgRNAs were represented with at least one sequencing read in NGS analysis
- 4、 Skew ratio(<15):** The difference in representation between the 90th and 10th percentile sgRNAs was always less than 15-fold.

References:

- [1] Abigail Read, Shaojian Gao², Eric Batchelor and Ji Luo. Flexible CRISPR library construction using parallel oligonucleotide retrieval. Nucleic Acids Research, 2017, Vol. 45, No. 11
- [2] Neville E. Sanjana, Ophir Shalem and Feng Zhang. Improved vectors and genome-wide libraries for CRISPR screening. Nature Methods, 2014, VOL.11 NO.8

Frequently asked questions:

1. Should I use vector with or without Cas9 for CRISPR-mediated screening?

It depends on many factors. Using a Cas9-containing backbone readily allows screening in any cell line without prior modification of the cell line. However, much less recombination during plasmid amplification and higher viral titers (typically 20- to 100-fold higher) during viral packaging can be achieved by using smaller vectors lacking Cas9. In general, we recommend users who plan to conduct screens across multiple cell lines should clone sgRNA libraries into a Cas9-containing vector. In contrast, those seeking to perform screens across multiple conditions in a single cell line should first derive a Cas9-expressing clone.[1]

2. Should I add the PAM sequence to the oligo when cloning my target spacers into the vector backbone?

There is no need to add the NGG PAM sequence. Because the 'NGG' of the PAM is used to select your genomic target, you need to make sure the NGG immediately follows your target on the genome but NOT on the oligo.

3. Can I transfect my lentiviral library directly into cells?

Direct transfection of cells with the lentiviral library may facilitate expression of your gene of interest, but there are a number of complications. When using retrovirus such as lentivirus or MMLV, the viral genome can integrate into the host cell genome so that genes carried on virus can be stably expressed. By contrast, transfected plasmids library only have transient expression in the cells. Additionally, direct transfection of plasmids library is non-uniform (some cells contain many copies while others carry very few or none). If the viral vector is used to directly transfect cells, the 5' LTR promoter activity will activate, distort, or even inhibit expression of downstream gene(s) within the lentiviral vector. While the promoter activity of the 5' LTR is inactivated after transduction of cells with the packaged lentivirus. We therefore recommend that lentiviral library be used for production of live virus, and not for direct transfection of cells.

4. How to minimize plasmid library recombined?

The use of Stb13 cells and incubation of bacteria at 30°C are both intended to minimize recombination of the lentiviral plasmid library. However, if a substantial fraction of the amplified plasmid library is recombined, as assessed by gel electrophoresis, it might be advisable to grow the transformation products on agar plates rather than in liquid culture.

References:

- [1] Tim Wang, Eric S. Lander, and David M. Sabatini. Single Guide RNA Library Design and Construction. Cold Spring Harbor Laboratory Press. 2018.
- [2] Neville E. Sanjana, Ophir Shalem and Feng Zhang. Improved vectors and genome-wide libraries for CRISPR screening. Nature Methods. 2014. VOL.11 NO.8